

Case Study

AVerVision Benefits Nursing School

Nursing school students don't need to struggle to learn proper practices anymore.

Nursing school is different from non-nursing school because teachers review theories and students must apply what they learn into hands-on practice. Previously at Sekolah Tinggi Ilmu Keperawatan (STIK) Ms. Martha Wiratanti would first teach students how to care for a hand injury then do a live demo while the students crowded around her. After using an AVerVision visualizer, Martha was able to clearly and easily show all of her students how to care for a hand injury on a large projection screen. As a result, her students sat in their chairs and jotted important notes down. Martha was also more focused and class was safer since everyone wasn't crowded around sharp surgical tools.

Speaking of the surgical tools, some of them are quite small. In regard to caring for a hand injury, certain needles, thread, and knots are used. If none of them are used correctly, a wound would not properly heal. Therefore, Martha was able to zoom in on hard to see but crucial procedures with the visualizer for all her students to see. Additionally, the procedures were recorded so that students could review the material at any time.

The traditional way



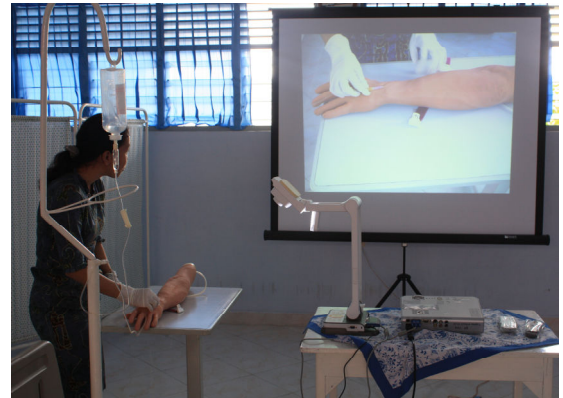
The new efficient way



Case Study


As for Ms. Fransiska, the visualizer's flexibility has allowed her to teach procedures on patients as if they were lying down while all of her students focus on details from a distance. The same presentation technique has also been applied to other medical procedures such as learning how to properly insert an IV drip.

With an AVerVision visualizer, teachers are now able to display large images of pictures from books to a whole class. And with an even greater impact on their students, the teachers at STIK can display clear images of 3D model body parts. The teachers at STIK feel great about being able to clearly explain what their students need to know all at once and without the worry of students missing out on information because their path of vision is blocked.



About STIK Stella Maris

STIK Stella Maris was established in 1946 in Makassar, South of Sulawesi, Indonesia. The Ratna Miriam foundation has been running it since 2007. Hundreds of students have graduated from STIK Stella Maris and are working in different communities and hospitals.




About Mrs. Rosdewi, SKP, MSN

Mrs. Rosdewi graduated from Indonesia University with a degree in nursing. She worked at St. Carolus hospital from October 1994 to 1996. Thereafter, Mrs. Rosdewi graduated from St. Paul University in the Philippines in 2007 with a master's of science in nursing. Mrs. Rosdewi is currently the chairman of STIK Stella Maris.



About Miss Fransika Anita E.R.Sa'pang, S. Kep, Ns

Ms. Fransiska graduated from AKPER Stella Maris in 2003. After she graduated from AKPER Stella Maris, Ms. Fransiska worked at Stella Maris hospital for a year. She also continued her studies and graduated from Hasanuddin University with a degree in nursing. Ms. Fransiska has been working at STIK Stella Maris Makasard for two years.



About Ms. Martha Wirayanti, S. Kep, Ns

Ms. Martha Wirayanti graduated from AKPER Stella Maris Makassar in 2004. She worked at Gunung Maria Hospital, Manado for a year. She also continued her studies at Hasanuddin University and graduated in 2007. Ms. Martha Wirayanti has worked at STIK Stella Maris for a year.