



Products: VC520 Pro / Expansion Speakerphone

VC520 Pro Firmware Version: v0.0.1006.14

VC520 Pro expansion speakerphone: v0.0.8000.10

Published Date: July 8, 2021

Copyright © 2021

Copyright Notice

This publication, including all photographs, illustrations and software, is protected under international copyright laws, with all rights reserved. Neither this manual, nor any of the material contained herein, may be reproduced without written consent of the author.

Disclaimer

The information in this document is subject to change without notice. The manufacturer makes no representations or warranties with respect to the contents hereof and specifically disclaim any implied warranties of merchantability or fitness for any particular purpose. The manufacturer reserves the right to revise this publication and to make changes from time to time in the content hereof without obligation of the manufacturer to notify any person of such revision or changes.

Limitations of Liability

UNDER NO CIRCUMSTANCES SHALL AVER BE LIABLE FOR DAMAGES OF ANY CHARACTER (E.G. DAMAGES FOR LOSS OF PROFIT, SOFTWARE RESTORATION, WORK STOPPAGE, LOSS OF SAVED DATA OR ANY OTHER COMMERCIAL DAMAGES OR LOSSES) RESULTING FROM THE APPLICATION OR IMPROPER USE OF THE AVER PRODUCT OR FAILURE OF THE PRODUCT, EVEN IF AVER IS INFORMED OF THE POSSIBILITY OF SUCH DAMAGES. FURTHERMORE, AVER WILL NOT BE LIABLE FOR THIRD-PARTY CLAIMS AGAINST CUSTOMER FOR LOSSES OR DAMAGES. AVER WILL IN NO EVENT BE LIABLE FOR ANY DAMAGES IN EXCESS OF THE AMOUNT AVER RECEIVED FROM THE END-USER FOR THE PRODUCT.

Content

Revision History and System Requirement	2
Important Notice	3
New Features	3
Problems Fixed	6
Known Issues	6



Revision History and System Requirement

Firmware Version	Region	Date	Model
0.0.1006.14	WW	July 8, 2021	VC520Pro
0.0.1006.06	WW	June 11, 2021	VC520Pro
0.0.1004.42	WW	December 21, 2020	VC520Pro
0.0.1004.32	WW	August 31, 2020	VC520Pro
0.0.1004.30	WW	August 10, 2020	VC520Pro
0.0.1004.10	WW	June 11, 2020	VC520Pro
0.0.8000.10	WW	June 11, 2020	VC520Pro expansion speakerphone
0.0.1000.78	WW	March 26, 2020	VC520Pro



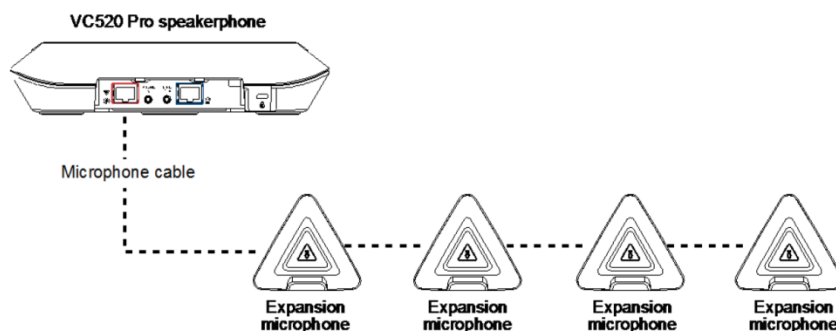
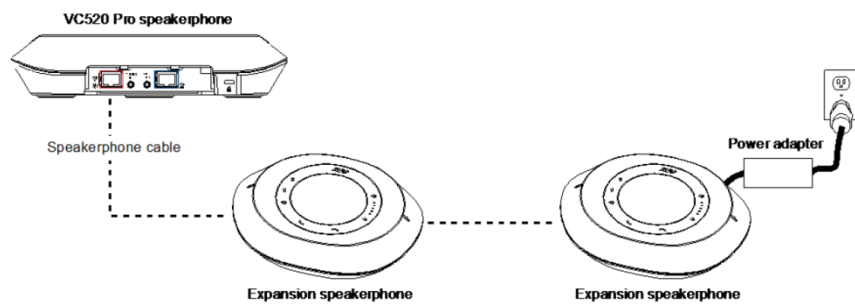
Important Notice

VC520 Pro

1. PTZApp should be upgraded to v. 1.4.1087.90 (MAC); v. 1.4.1112.116 (Windows) to get full functions.
2. Smart frame uses face detection technology; please face the camera to ensure the detection accuracy. Side facial profiles are not detectable.
3. The smart frame detection distance is up to 6 meters. If more than 6 meters, the accuracy may drop.
4. H.264 IP video streaming supports Windows 7 &10. (not supports Windows 8.1)
5. During system upgrade, please DON'T turn off the power for any reasons.

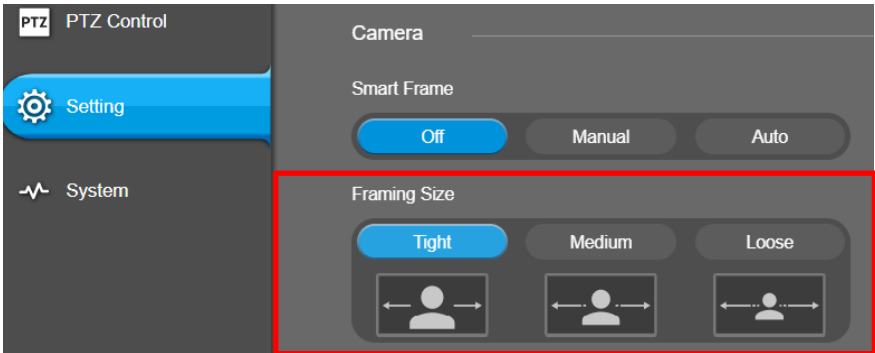
Expansion speakerphone

1. Requirements VC520 Pro Firmware version: v1004.xx or later
2. The expansion speakerphone cannot be the main speakerphone; it can only be used with the VC520 Pro.
3. The VC520 Pro can support up to two expansion speakerphones, however, the daisy-chain expansion cable cannot exceed over 40m in total.
4. Please connect the power supply for the expansion speakerphone when daisy-chaining over 20m.
5. Please connect the power supply when upgrading the firmware for the expansion speakerphone.
6. The speakerphone cables and power adapter will be included in the package contents.

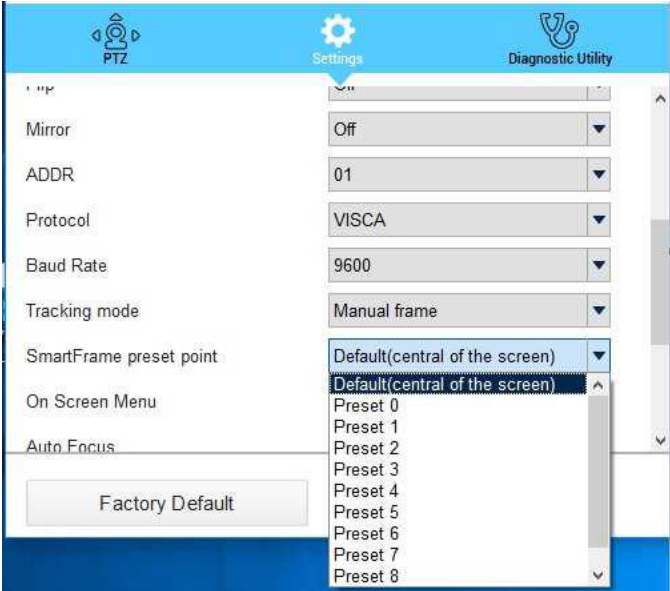


New Features

VC520 Pro

Firmware Version	New Features
0.0.1006.14	<ol style="list-style-type: none"> <li data-bbox="411 405 1461 528"> <p>Add “framing size” function. When auto framing, the zoom in size has different options so that the new comers can be detected for different using scenario. Please upgrade PTZApp2 to the latest version to have this function.</p>  <p>Tight (default): It provides a close-up view of meeting participants. Medium: It provides Establishes a medium view of meeting participants. Loose: It provides a wide view of meeting participants.</p> <li data-bbox="411 1077 1422 1151"> <p>Change people count behavior. When streaming is off, people counting function keeps running so that 3rd party app still can get the data.</p> <li data-bbox="411 1173 1410 1247"> <p>When under auto frame mode, whenever the USB streaming is on, camera will trigger framing detection for once no matter there is people or not.</p>
0.0.1004.42	<ol style="list-style-type: none"> <li data-bbox="411 1279 1449 1406"> <p>Support “Save Preset On/Off” function. When Off, user can’t change preset point setting via remote control, Visca, IP webpage, hotkey. This function has to go with latest PTZApp version.</p>
0.0.1004.30	<ol style="list-style-type: none"> <li data-bbox="411 1447 1461 1664"> <p>Image settings: Original: When unplugging adaptor or rebooting, the image settings and WDR will be set back to default value. New: All the image settings and WDR will be retained after unplugging adaptor or rebooting.</p> <li data-bbox="411 1686 1461 1904"> <p>Add SmartFrame preset point function. Original: Camera always goes back to central position to capture all participants and zoom in. New: Users can choose the preferred preset point direction and camera will capture all participants based on the appointed preset point.</p>



	 <p>PTZApp should be upgraded to v. 1.4.1087.90 (MAC); v. 1.4.1112.116 (Windows) to get full functions</p> <ol style="list-style-type: none"> IP webpage: H.264 Profile setting adds two options: H.264 Baseline Profile/ High Profile VISCA command adds power on/ off
0.0.1004.10	<ol style="list-style-type: none"> Support the expansion speakerphone function. Support RTMP / RTSP with audio streaming. Change camera zoom-in mechanism to be compatible with VeeMed software. Change Webpage idle rule: Original: If there is no request on webpage, users will be logged out after 30mins New: If there is no request on webpage, users will be logged out after 4 hrs Change Webpage in use rule: Original: When webpage is in use for 2 hrs, users have to press resume button to continue the usage. Otherwise, they will be logged out. New: Remove this rule. Webpage preset function: Users can edit the name of each preset point.
0.0.1000.78	<ol style="list-style-type: none"> Change Webpage login process to enhance security mechanism. Improve JP language translation on Webpage Add RTMP on/off hotkey on number 8 on remote controller.
0.0.1000.70	<ol style="list-style-type: none"> Revised Japanese language on both IP webpage and HDMI out OSD. Improved auto frame performance up to 6 meters far.

Expansion Speakerphone

Firmware Version	New Features
0.0.8000.10	1. Connected VC520 Pro firmware requirement: V.1004.10 or later



Problems Fixed

Firmware Version	Problem Fixed
0.0.1006.14	<ol style="list-style-type: none"> 1. Fix the UVC control (ex: zoom in) issues in Windows 10 2. Fix the DHCP failure issue 3. Fix Visca over IP ack issue.
0.0.1006.06	<ol style="list-style-type: none"> 1. Fix the expansion microphone is out of sync with mute / unmute. 2. Fix the settings of camera will be reset when restarting the Mac PC. 3. Fix the indicator status light when the USB is not connected at boot.
0.0.1004.42	<ol style="list-style-type: none"> 1. Fix when the system getting continuously incomplete data might cause speakerphone function to fail (robot voice/disconnect speakerphone status*). <p>* Please be noted that if your speakerphone doesn't connect status or no power after the system beginning power-on, it does not belong to this abnormal situation, please check your hardware device and the environment again.</p>
0.0.1004.32	<ol style="list-style-type: none"> 1. Fix the speakerphone firmware upgrade incomplete to cause it can't be detected. 2. Fix the expansion speakerphone mute/unmute status can't sync to the main speakerphone.
0.0.1004.30	<ol style="list-style-type: none"> 1. Fix remote control randomly abnormal issue (Continuously pan/tilt control failure). 2. Fix FW update randomly failure issue in the Web interface. 3. Fix the system can't memory some settings value after USB cable is removed.
0.0.1004.10	<ol style="list-style-type: none"> 1. The remote control cannot continuously pan/tilt/zoom the camera. (Need to reboot, PTZ App controls the PTZ normally.) 2. After the system power on, the speakerphone connection fails (Re-plugging the speakerphone cable may connect succeed.) 3. The connection failure between mic/speakerphone and the computer (Need to reset the device once)
0.0.1000.78	<ol style="list-style-type: none"> 1. Fix some bugs on speakerphone cascade.
0.0.1000.70	<ol style="list-style-type: none"> 1. Fix some bugs on HDMI functions.
0.0.1000.52	<ol style="list-style-type: none"> 1. Fix RTMP streaming uploading to YouTube. 2. Notice: Please don't change resolution setting while streaming is uploading.

Known Issues

Firmware Version	Problem Fixed
0.0.1004.42	<ol style="list-style-type: none"> 1. Please don't run RTMP/RTSP functions at the same time, otherwise there will be abnormal audio output.
0.0.1004.30	<ol style="list-style-type: none"> 1. Please don't set "Require Password" while RTSP streaming is uploading.



	<ol style="list-style-type: none">2. The power on/ off of VISCA command can not disconnect RTSP streaming.3. Mac OS can not save the manual focus value.
0.0.1004.10	<ol style="list-style-type: none">1. Please don't change H.264 profile setting while streaming is uploading.2. Turn on "Low Light Compensation", and then run RTSP or RTMP streaming, the fps will fail to set.
0.0.1000.78	<ol style="list-style-type: none">1. Audio streaming function for RTMP/RTSP is still not available.
0.0.1000.52	<ol style="list-style-type: none">1. After changing NTP time zone, the system will take 40 seconds to change to the corresponding time. This issue will be fixed in next FW release.

