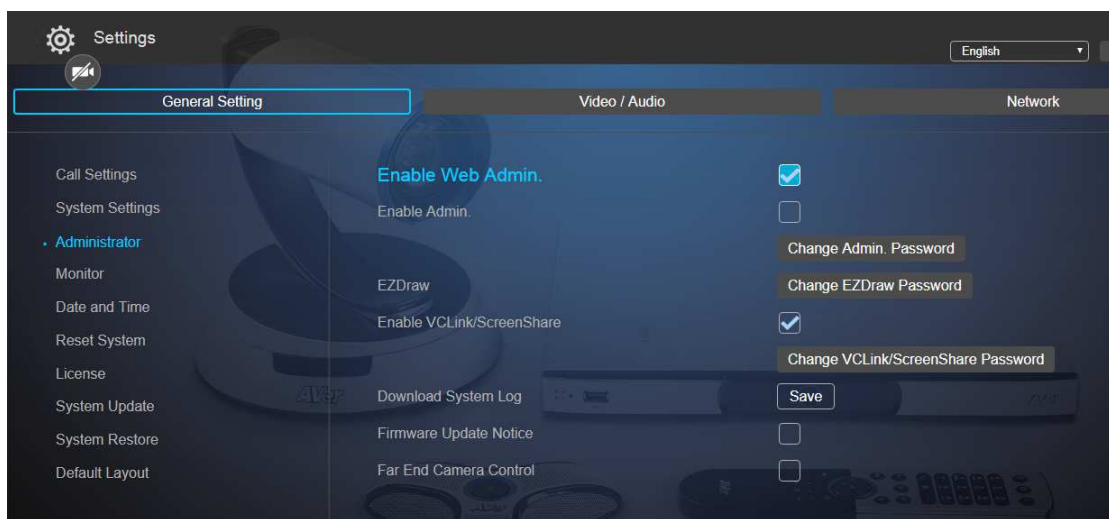


LDAP phonebook setup instruction for AVer EVC and SVC video conferencing systems

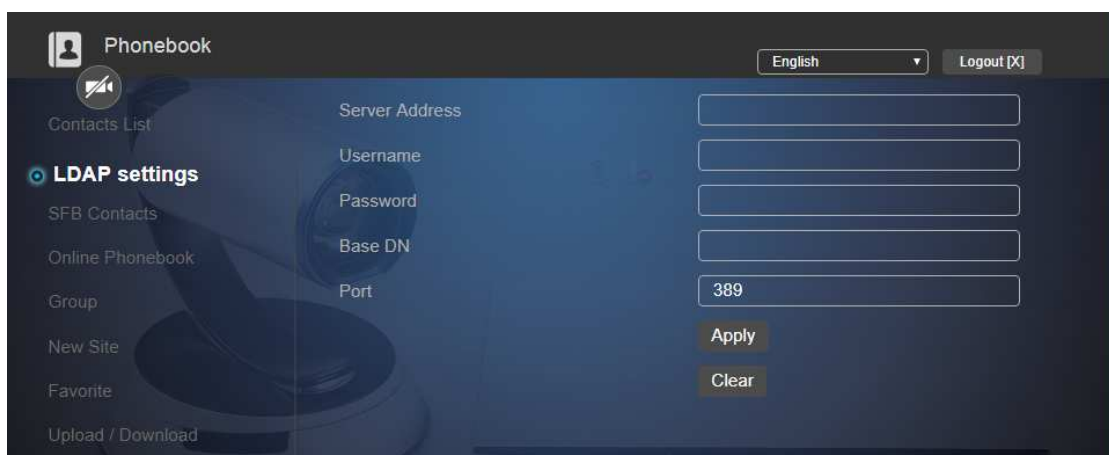
What is LDAP?

LDAP, Lightweight Directory Access Protocol, is an open, vendor-neutral, industry standard application protocol for accessing and maintaining distributed directory information services over an Internet Protocol (IP) network.

EVC and SVC series are able to load contact list from a directory server via LDAP as their Online Phonebook. To set up LDAP, user needs to enable EVC / SVC Web Admin and login Webtool on web browser.



LDAP settings are located under Phonebook of Webtool screen.



Following information is required to setup LDAP server connection.

- Server Address
- Username (Login ID)
- Password (Login Password)
- Base DN (Directory query range and path)
- LDAP port (Default port:389)

Below is an example of LDAP setting.



A screenshot of a web-based LDAP configuration interface. The form has a dark blue background with white text and input fields. The fields are: Server Address (10.100.91.219), Username (root), Password (1234), Base DN (dc=ldap,dc=aver,dc=com), and Port (389). Below the fields are two buttons: 'Apply' and 'Clear'.

Once the setting is correctly done, there will be “Online Phone download Successful” message shown, then contact list will be loaded and listed in Online Phonebook as picture shown below.



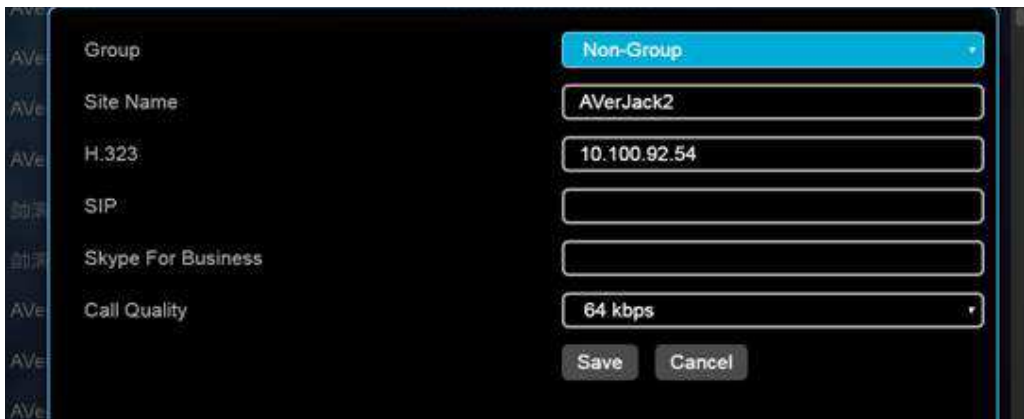
A screenshot of the 'Online Phonebook' interface. The interface has a dark blue background with white text. On the left is a sidebar with navigation options: 'Contacts List', 'LDAP settings', 'SFB Contacts', 'Online Phonebook' (selected), 'Group', 'New Site', 'Favorite', and 'Upload / Download'. At the bottom left is a 'Home' button. On the right is a table with columns 'User name' and 'Site'. The table contains 11 rows of contact information. At the bottom of the interface are five navigation buttons: 'Enter', 'Refresh', 'Clear', 'Page Up', and 'Page Down'.

User name	Site
AVerJack	H.323 10.100.92.54
AVerJack2	H.323 10.100.92.54
AVerJack	H.323 1000
AVerJack2	H.323 1000
帥漢	H.323 192.168.101.2
帥漢	H.323 2000
AVerIris	H.323 192.168.101.3
AVerIris	H.323 3000
AVerIris1	H.323 192.168.101.3
AVerIris1	H.323 3000
AVerIris2	H.323 192.168.101.3

User could call contact from Online Phonebook.



Or, save to Contact List in EVC / SVC local memory.



The saved contact could be found in Contact List. User could also call the contact from there.

