



Software Version: v2.23.1078.79

Published Date: June 3rd, 2020

Copyright © 2020

Copyright Notice

This publication, including all photographs, illustrations and software, is protected under international copyright laws, with all rights reserved. Neither this manual, nor any of the material contained herein, may be reproduced without written consent of the author.

Disclaimer

The information in this document is subject to change without notice. The manufacturer makes no representations or warranties with respect to the contents hereof and specifically disclaim any implied warranties of merchantability or fitness for any particular purpose. The manufacturer reserves the right to revise this publication and to make changes from time to time in the content hereof without obligation of the manufacturer to notify any person of such revision or changes.

Limitations of Liability

UNDER NO CIRCUMSTANCES SHALL AVER BE LIABLE FOR DAMAGES OF ANY CHARACTER (E.G. DAMAGES FOR LOSS OF PROFIT, SOFTWARE RESTORATION, WORK STOPPAGE, LOSS OF SAVED DATA OR ANY OTHER COMMERCIAL DAMAGES OR LOSSES) RESULTING FROM THE APPLICATION OR IMPROPER USE OF THE AVER PRODUCT OR FAILURE OF THE PRODUCT, EVEN IF AVER IS INFORMED OF THE POSSIBILITY OF SUCH DAMAGES. FURTHERMORE, AVER WILL NOT BE LIABLE FOR THIRD-PARTY CLAIMS AGAINST CUSTOMER FOR LOSSES OR DAMAGES. AVER WILL IN NO EVENT BE LIABLE FOR ANY DAMAGES IN EXCESS OF THE AMOUNT AVER RECEIVED FROM THE END-USER FOR THE PRODUCT.

Content

Revision History and System Requirement	2
Important Notice	3
Install Instructions	4
New Features	7
Problems Fixed	7
Known Issues	7



Revision History and System Requirement

Software Version	Region	Date	Model
v2.23.1078.79	WW	June 3 rd ,2020	EZMeetup Plus_Windows
v2.23.1066.74	WW	January 8,2019	EZMeetup Plus_Windows



Important Notice

1. EZMeetup Plus is a mobile and collaborative software/app designed only for AVer EVC300/ EVC900 and SVC100/ SVC500 series video conferencing system,
2. EVC900/ EVC300 series can accommodate up to 9 EZMeetup users communicating each other simultaneously.
3. SVC100/ SVC500 can accommodate up to 15 EZMeetup users communicating each other simultaneously.
4. To receive videos on EZMeetup Plus, please enable H.264 High Profile, H.264 and H.263+ video codecs on EVC300/ EVC900 and SVC100/ SVC500 series video conferencing system.
5. Minimum Hardware Requirements (720P video resolutions)
 - Intel Core i3 Dual Core 3310 2.4 GHz
 - 200GB Disk Storage or above
 - 2GB RAM
5. Recommended Hardware Requirement (1080p video resolutions)
 - Intel Core i5 Quad Core 2400 3.1 GHz or higher
 - 200GB Disk Storage or above
 - 4GB RAM or above
6. Supporting Operating System
 - Windows XP
 - Windows 7: 32-bit and 64 -bit
 - Windows 8 and 8.1 Standard, Pro, and Enterprise: 32-bit and 64 -bit
 - Windows 10
7. Firewall with cause some function fails.
8. Video Resolution
 - Live Video
 - Transmit and Receive resolution up to Full HD 1080p 30 fps^{*2}
 - Content Sharing
 - Transmit resolution up to 1080p 9~10 fps
 - Receive resolution up to 1080p 30 fps^{*1}

It totally depends on your available bandwidth and camera resolutions

Bandwidth requirement table (w/o content)

Bandwidth	Transmit Resolution	Receive Resolution
2048Kbps	1080p	1080p
1536Kbps	720p	720p
1024Kbps	720p	720p
768Kbps	480p	480p
512Kbps	480p	480p



384kbps	480p	CIF
256kbps	CIF	CIF
128kbps	QCIF	QCIF

*1 : Minimum hardware requirement supports receiving 30fps

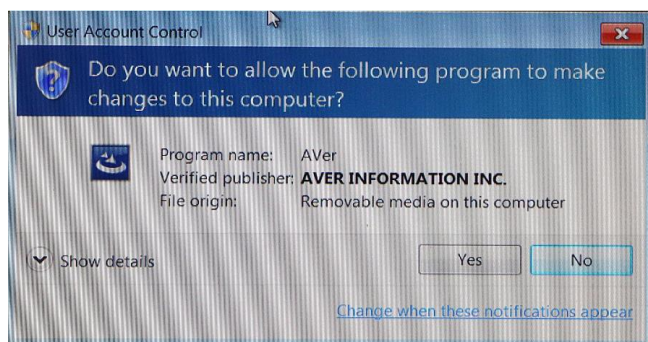
Intel Core i5 Quad Core 2400 3.1 GHz plus 4GB RAM

*2 : Minimum hardware requirement supports receiving 30fps

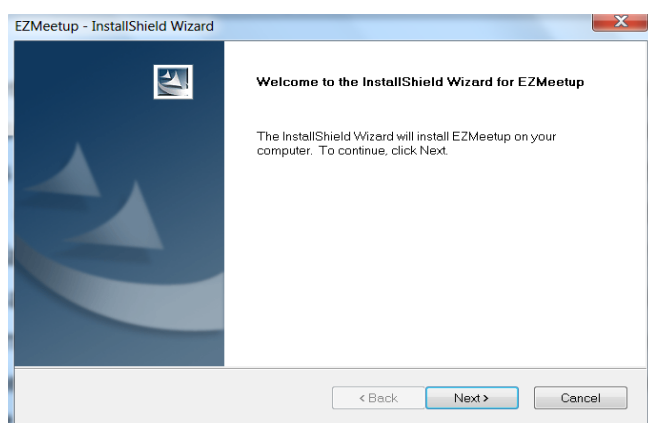
Intel Core i7 Quad Core 860 2.8 GHz plus 4GB RAM

Install Instructions

1. Download EZMeetup Plus from the AVer website Download Center.
2. After click **OK**, a new window will pop out and show the following notice “Do you want to allow the following program to make changes to this computer”. Click **Yes** to the next step.

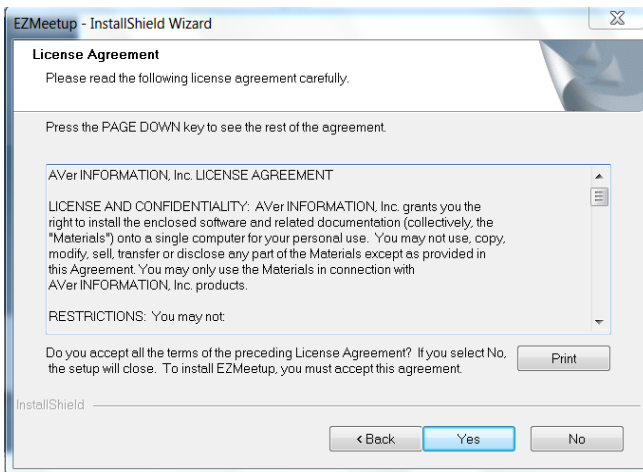


3. After click **Yes**, another new window will pop out and request your confirm to install EZMeetup Plus on your computer. Click **Next** to the next step.

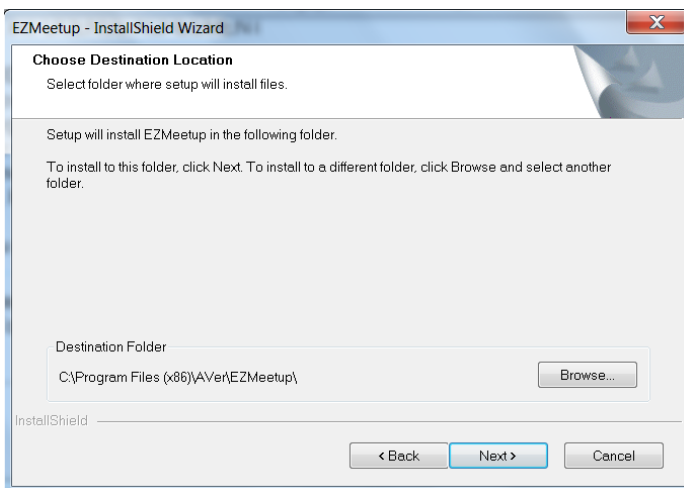


4. Please carefully read EZMeetup Plus License Agreement, and click **Yes** to the next step.

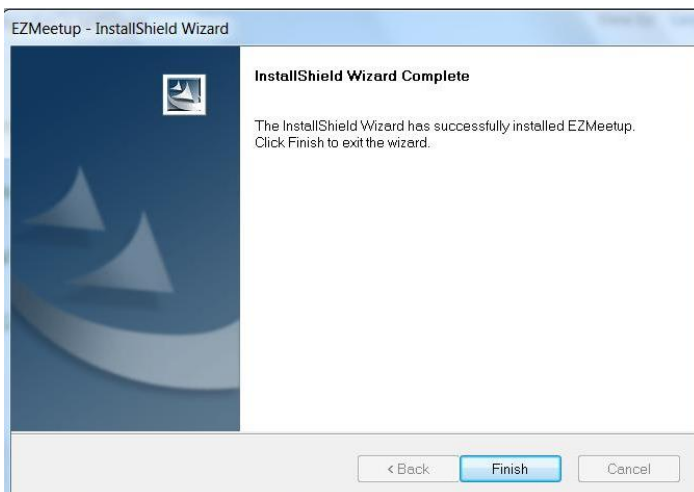




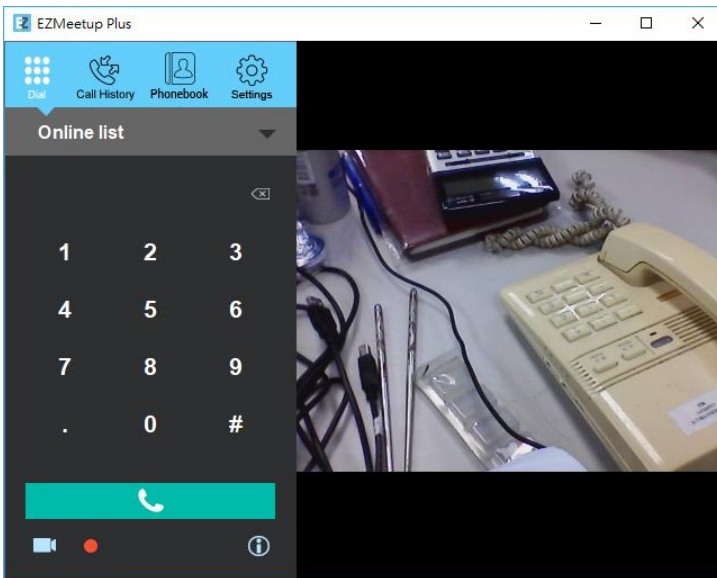
5. After agreeing with EZMeetup Plus License Agreement, you can select "Browse" to designate the path you want to install EZMeetup Plus if necessary. Of course, you can just click **Next** to the next step by using the default install path.



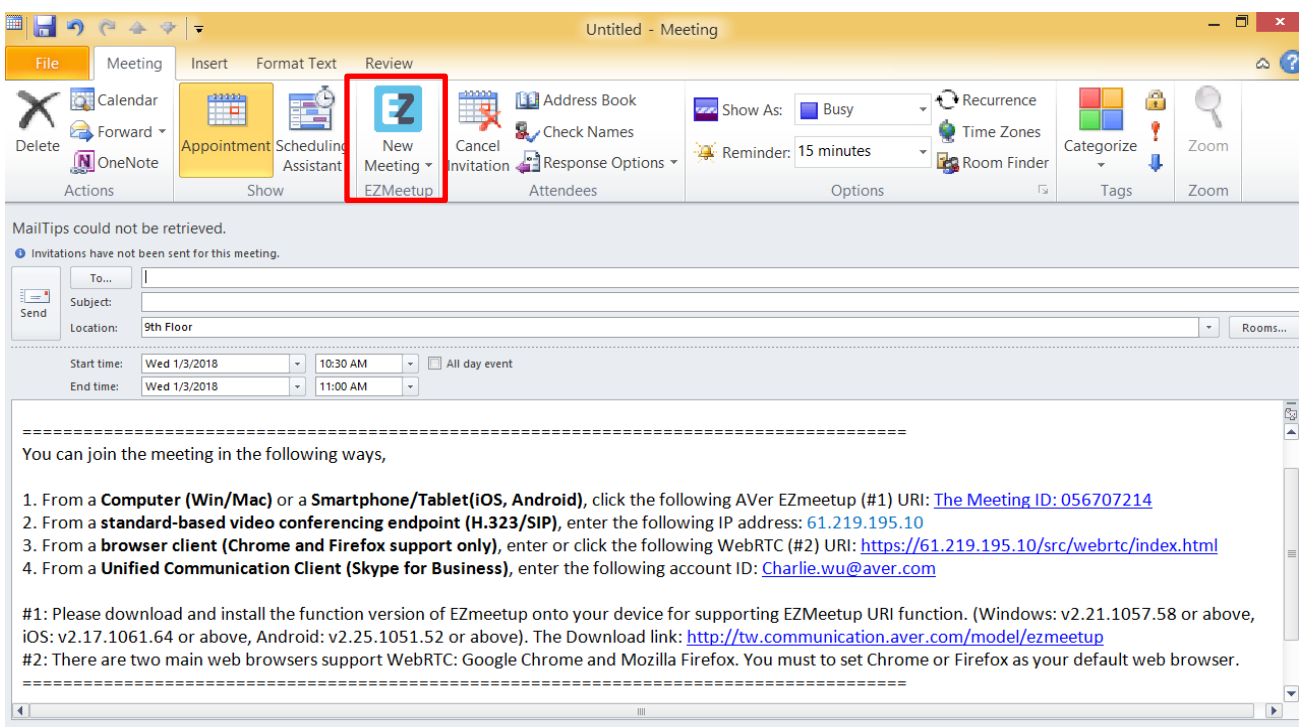
6. Please click **Finish** to complete EZMeetup Plus installation.



7. After successfully installing EZMeetup Plus on your computer, you can launch and enjoy it.



8. The add-in will be automatically installed for users who have EZMeetup v2.21.1057.61 or above software version installed on their Windows PC.



New Features

Software Version	New Features
v2.23.1066.74	<ol style="list-style-type: none"> 1. Support H.323/SIP communication protocol. 2. Support Phonebook feature. 3. After 30 days free trial period, EZMeetup Plus need enter a license to continue using it.

Problems Fixed

Software Version	Problem Fixed
v2.23.1078.79	Camera cannot be opened on Surface Pro 7 & Surface Laptop & Surface Go

Known Issues

Software Version	Known Issues
v2.23.1066.74	<ol style="list-style-type: none"> 1. If the customer has installed EZMeetup on the computer, the customer can directly update to EZMeetup Plus, and need to re-enter the original license key once, no need to purchase a new license for EZMeetup Plus. 2. Installing EZMeetup Plus will remove the EZMeetup software from your computer, only retain EZMeetup Plus.



Comparison

	EZMeetup	EZMeetup Plus
Version	v2.21.1065.66	v2.23.1066.74
Call type	SIP	SIP / H.323
Phonebook		√
Language	EN/JP/簡中/繁中	EN
H.323 gatekeeper		√
SIP server	√	√
Easy Sign with Meeting ID	√	√
Online list for SIP register	√	√
After 30 days full functions trial period	EZMeetup only support receive VGA, transmit up to 480P video solution and receive presentation.	EZMeetup Plus need enter a license to continue using it.

