



Software Version: v2.21.1066.67

Published Date: June 3rd,2020

Copyright © 2020

Copyright Notice

This publication, including all photographs, illustrations and software, is protected under international copyright laws, with all rights reserved. Neither this manual, nor any of the material contained herein, may be reproduced without written consent of the author.

Disclaimer

The information in this document is subject to change without notice. The manufacturer makes no representations or warranties with respect to the contents hereof and specifically disclaim any implied warranties of merchantability or fitness for any particular purpose. The manufacturer reserves the right to revise this publication and to make changes from time to time in the content hereof without obligation of the manufacturer to notify any person of such revision or changes.

Limitations of Liability

UNDER NO CIRCUMSTANCES SHALL AVER BE LIABLE FOR DAMAGES OF ANY CHARACTER (E.G. DAMAGES FOR LOSS OF PROFIT, SOFTWARE RESTORATION, WORK STOPPAGE, LOSS OF SAVED DATA OR ANY OTHER COMMERCIAL DAMAGES OR LOSSES) RESULTING FROM THE APPLICATION OR IMPROPER USE OF THE AVER PRODUCT OR FAILURE OF THE PRODUCT, EVEN IF AVER IS INFORMED OF THE POSSIBILITY OF SUCH DAMAGES. FURTHERMORE, AVER WILL NOT BE LIABLE FOR THIRD-PARTY CLAIMS AGAINST CUSTOMER FOR LOSSES OR DAMAGES. AVER WILL IN NO EVENT BE LIABLE FOR ANY DAMAGES IN EXCESS OF THE AMOUNT AVER RECEIVED FROM THE END-USER FOR THE PRODUCT.

Content

Revision History and System Requirement	2
Important Notice	3
Install Instructions	4
New Features	7
Problems Fixed	8
Known Issues	8



Revision History and System Requirement

Software Version	Region	Date	Model
2.21.1066.67	WW	June 3 rd ,2020	EZMeetup Windows
2.21.1065.66	WW	October 12,2018	EZMeetup Windows
2.21.1061.65	WW	September 1, 2018	EZMeetup Windows
2.21.1057.61	WW	January 3, 2018	EZMeetup Windows
2.19.1054.57	WW	September 15, 2017	EZMeetup Windows
2.19.1050.54	WW	April 15, 2017	EZMeetup Windows
2.17.1047.50	WW	October 26, 2016	EZMeetup Windows
2.15.1044.47	WW	April 15, 2016	EZMeetup Windows



Important Notice

1. EZMeetup is a mobile and collaborative software/app designed only for AVer EVC300/ EVC900 and SVC100/ SVC500 series video conferencing system,
2. EVC900/ EVC300 series can accommodate up to 9 EZMeetup users communicating each other simultaneously.
3. SVC100/ SVC500 can accommodate up to 15 EZMeetup users communicating each other simultaneously.
4. To receive videos on EZMeetup, please enable H.264 High Profile, H.264 and H.263+ video codecs on EVC300/ EVC900 and SVC100/ SVC500 series video conferencing system.
5. Minimum Hardware Requirements (720P video resolutions)
 - Intel Core i3 Dual Core 3310 2.4 GHz
 - 200GB Disk Storage or above
 - 2GB RAM
5. Recommended Hardware Requirement (1080p video resolutions)
 - Intel Core i5 Quad Core 2400 3.1 GHz or higher
 - 200GB Disk Storage or above
 - 4GB RAM or above
6. Supporting Operating System
 - Windows XP
 - Windows 7: 32-bit and 64 -bit
 - Windows 8 and 8.1 Standard, Pro, and Enterprise: 32-bit and 64 -bit
 - Windows 10
7. Firewall with cause some function fails.
8. Video Resolution
 - Live Video
 - Transmit and Receive resolution up to Full HD 1080p 30 fps^{*2}
 - Content Sharing
 - Transmit resolution up to 1080p 9~10 fps
 - Receive resolution up to 1080p 30 fps^{*1}

It totally depends on your available bandwidth and camera resolutions

Bandwidth requirement table (w/o content)

Bandwidth	Transmit Resolution	Receive Resolution
2048Kbps	1080p	1080p
1536Kbps	720p	720p
1024Kbps	720p	720p
768Kbps	480p	480p
512Kbps	480p	480p



384kbps	480p	CIF
256kbps	CIF	CIF
128kbps	QCIF	QCIF

*1 : Minimum hardware requirement supports receiving 30fps

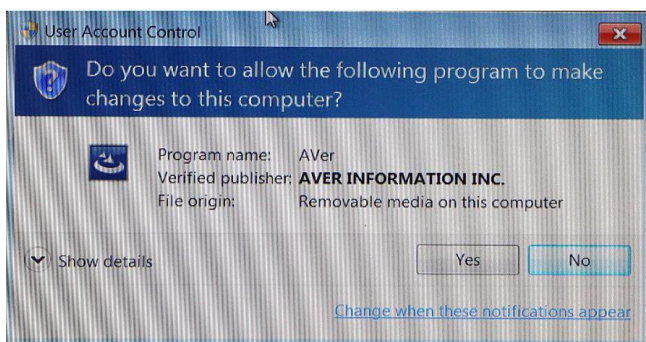
Intel Core i5 Quad Core 2400 3.1 GHz plus 4GB RAM

*2 : Minimum hardware requirement supports receiving 30fps

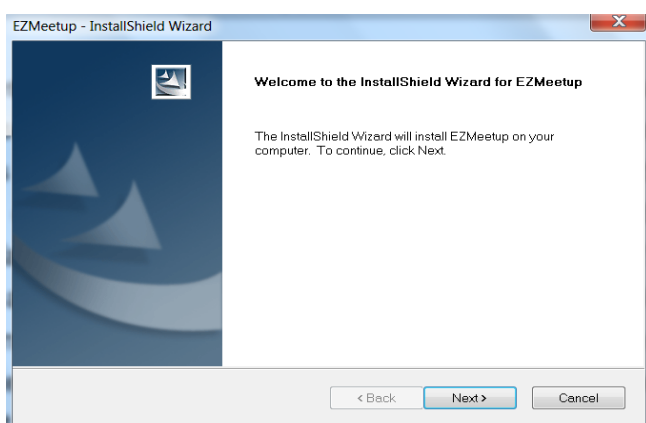
Intel Core i7 Quad Core 860 2.8 GHz plus 4GB RAM

Install Instructions

1. Download EZMeetup from the AVer website Download Center.
2. After click **OK**, a new window will pop out and show the following notice “Do you want to allow the following program to make changes to this computer”. Click **Yes** to the next step.

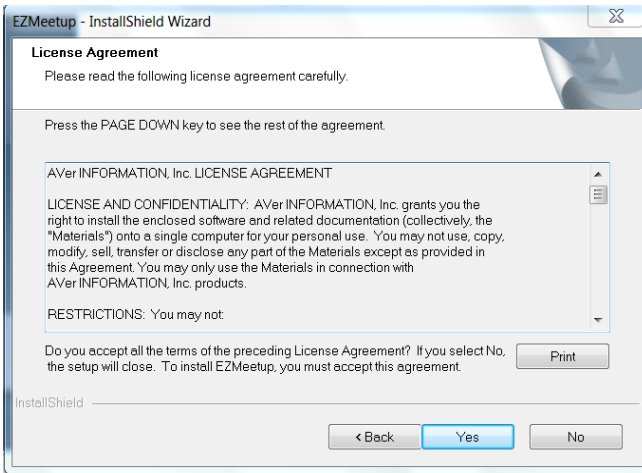


3. After click **Yes**, another new window will pop out and request your confirm to install EZMeetup on your computer. Click **Next** to the next step.

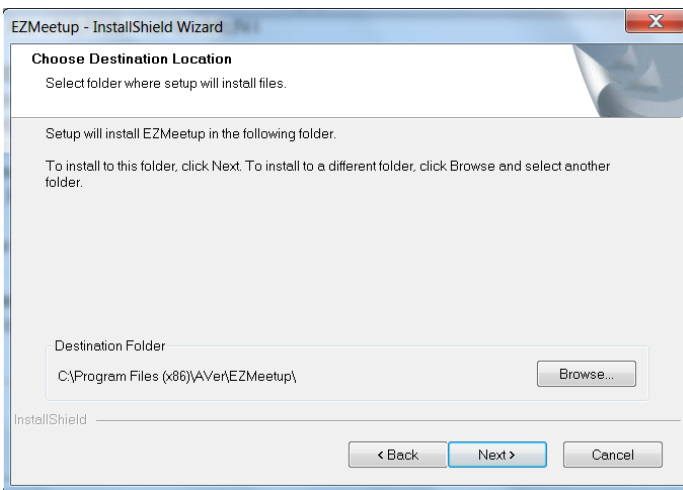


4. Please carefully read EZMeetup License Agreement, and click **Yes** to the next step.

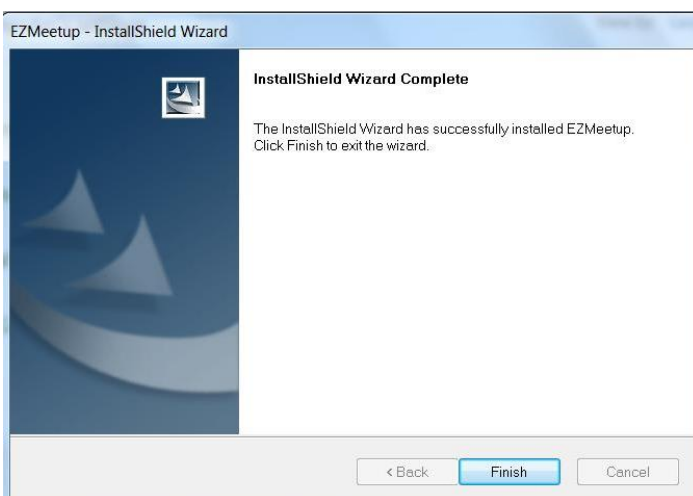




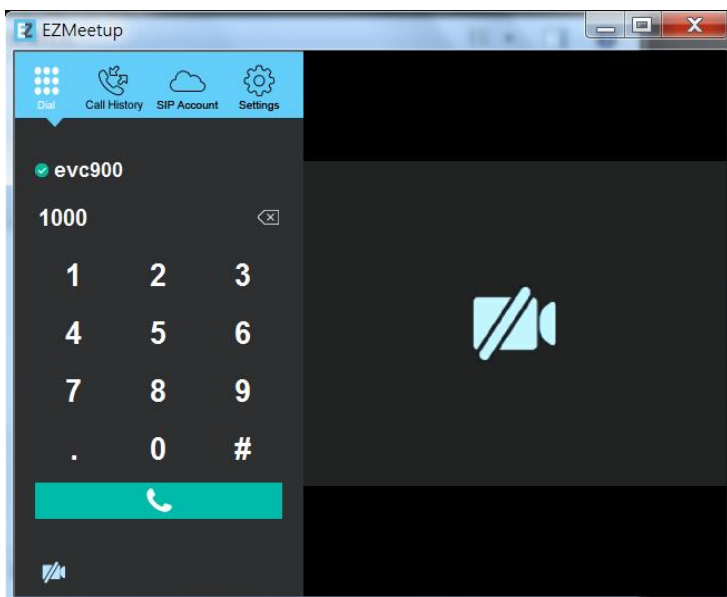
5. After agreeing with EZMeetup License Agreement, you can select "Browse" to designate the path you want to install EZMeetup if necessary. Of course, you can just click **Next** to the next step by using the default install path.



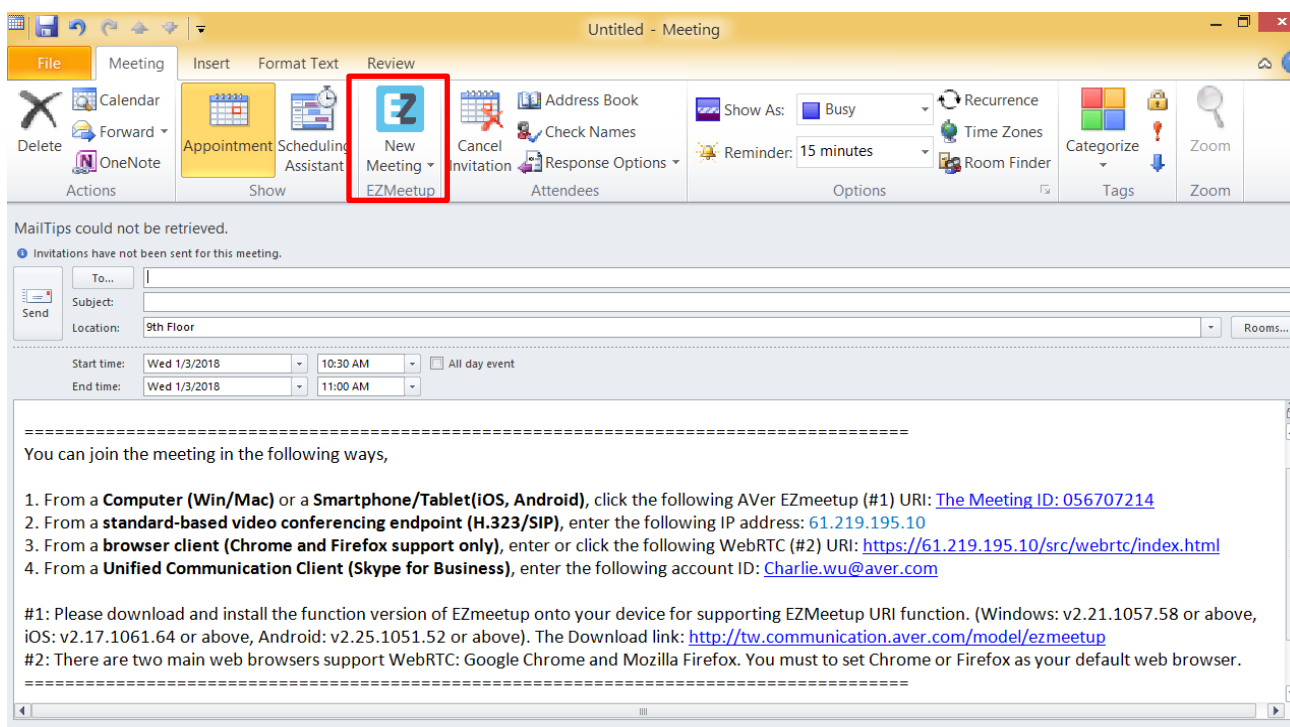
6. Please click **Finish** to complete EZMeetup installation.



7. After successfully installing EZMeetup on your computer, you can launch EZMeetup and enjoy your meeting.



8. The add-in will be automatically installed for users who have EZMeetup v2.21.1057.61 or above software version installed on their Windows PC.



New Features

Software Version	New Features
2.21.1065.66	<ol style="list-style-type: none"> Support "Client to Client call" with content sharing behind the NAT device. The default value of BFCP content sharing change to UDP.
2.21.1061.65	<ol style="list-style-type: none"> Auto switching port mechanism let the user does not need change port setting.
2.21.1057.61	<ol style="list-style-type: none"> [System] Outlook add-in to schedule meetings in AVer SVC Meeting (SVC100/SVC500 support only, EVC series don't support) [System] Easy register SVC SIP server, compatible with SVC 00.20.02.08 or above firmware. [System] SVC SIP server online list, compatible with SVC 00.20.02.08 or above firmware. [System] Support the invite email from Microsoft Outlook, one-click the URI auto EZMeetup startup and dial out to AVer SVC meeting.
2.19.1050.54	<ol style="list-style-type: none"> [System] Add Intel HW decode/Encode [System] Support H.264HP [System] Support far end camera control [System] Add far end mute notification [UI] Add OpenGL option [System] Non-support Windows XP
2.17.1047.50	<ol style="list-style-type: none"> [System] Asterisk-based SIP Serve [System] Improve rendering [System] offline recording [UI] General → System Name
2.15.1044.47	<ol style="list-style-type: none"> [Application] Content Sharing: User may choose the desired application for content sharing. [UI] Incoming Call: Displays graphic user interface.



Problems Fixed

Software Version	Problem Fixed
2.19.1066.67	1. Camera cannot be opened on Surface Pro 7 & Surface Laptop & Surface Go
2.19.1065.66	1. When EZMeetup receiving the content file, wrong small display Local view. (The Correct is Far site view)
2.19.1054.57	1. Local display PIP ratio put the camera 16: 9 picture in the VGA 4:3 frame, to cause local display PIP ratio error. 2. Received the wrong H.264HP bitstream will cause the image broken or decode error. 3. Non-OpenGL PC don't see the live video and after image zoom out layout error.
2.13.1038.44	1.[UI] Modify Content sharing icon 2.[System] Improve Acoustic Echo Cancelling (AEC)

Known Issues

Software Version	Known Issues
2.21.1057.61	1. Easy register SVC SIP server for SVC series only, please ensure the configuring WAN settings for EZmeetup internet connection. 2. EZMeetup Outlook add-in do not support Outlook 2007 or the older version.
2.13.1038.44	1. EZMeetup may stop responding under Surface Pro4 connection.

